Noor GCC Islamic Fund

Date	30/04/2021
NAV KWD	0.968
Net Assets KWD	6,648,287

Fund Objective

The Fund seeks long-term capital appreciation by investing primarily in GCC equities that comply with shariah board's guidlines.

Returns

	Fund	Benchmark
Month	3.41%	4.23%
Quarter to date	3.41%	4.23%
Year to date	13.50%	15.73%
3 Months	10.73%	12.75%
6 Months	19.60%	26.44%
Since Inception	-3.21%	-21.17%

Fund Price Performance

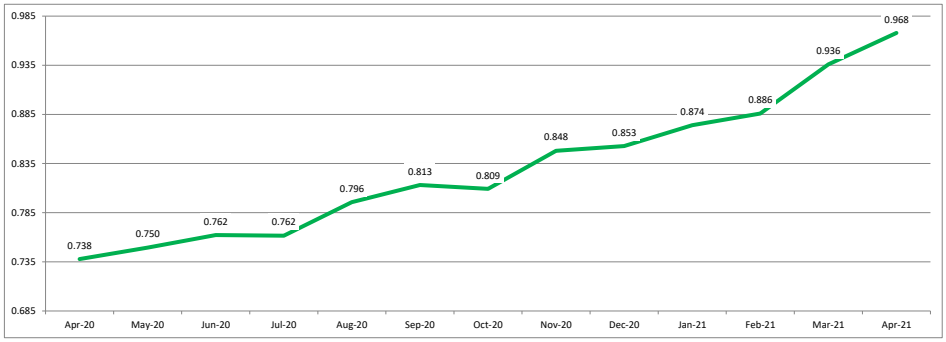

Fund Performance

Year	Jan	Feb	Mar	April	May	Jun	Jul	Aug	Sept	Oct	Nov	Dec	Annual
2007									1%	8%	-1%	8%	16.2%
2008	-3%	6%	-5%	5%	-3%	0.08%	-2%	-5%	-14%	-19%	-6%	-3%	-41.0%
2009	-5%	-2%	-1%	-0.26%	3%	-2%	4%	1%	4%	-5%	-5%	-0.36%	-7.8%
2010	-3%	4%	7%	0.38%	-8%	-2%	4%	-0.43%	4%	1%	1%	3%	11.8%
2011	-3%	-5%	2%	3%	-4%	-1%	-2%	-4%	2%	1%	-1%	1%	-10.2%
2012	-1%	3%	3%	-1%	-4%	-1%	3%	3%	0.4%	-1%	-0.07%	2.23%	6.6%
2013	0.2%	-1%	-1%	0.25%	4%	-8%	5%	-3%	2%	1%	1%	1%	2.1%
2014	2%	4%	3%	6%	3%	-8%	7%	5%	0.3%	-4%	-8%	-5%	4.1%
2015	0.9%	4.4%	-3.4%	8.6%	-2.4%	-1.6%	0.2%	-10.3%	-0.6%	-0.7%	-2.2%	-2.6%	-10.3%
2016	-8.6%	4.1%	4.7%	3.3%	-2.8%	1.1%	1.4%	0.6%	-2.4%	0.5%	4.6%	3.3%	9.2%
2017	3.3%	-0.1%	-0.5%	-0.4%	-0.4%	-0.1%	1.4%	0.6%	-0.6%	-1.76%	-3.17%	2.78%	1.0%
2018	3.3%	-1.5%	2.2%	2.0%	-0.4%	1.6%	3.7%	-1.3%	-0.5%	1.6%	-1.4%	0.1%	9.6%
2019	2.5%	1.1%	2.1%	3.2%	-2.8%	1.9%	2.3%	-5.0%	-1.0%	-1.2%	0.8%	2.5%	6.1%
2020	0.2%	-5.0%	-11.9%	6.6%	1.6%	1.7%	-0.1%	4.5%	2.2%	-0.5%	4.8%	0.6%	3.2%
2021	2.5%	1.4%	5.7%	3.4%									13.5%

Top 5 holdings

1- Kuwait Finance House
2- Al Rajhi Bank
3- Etisalat
4- SABIC
5- Industries Qatar

Sector Distribution

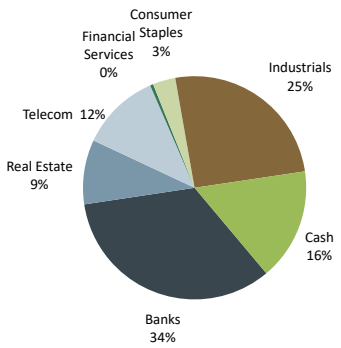

Geographical Distribution

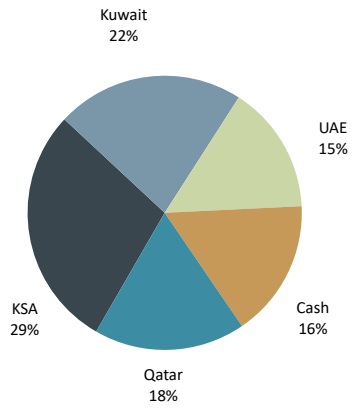

Fund Fees per Unit

(Based on average number of units during the period Jan-Apr 2021)

	KWD
Management Fees	0.0045276
Audit Fees	0.0000957
Shareia Advisory Fees	0.0000431
Custody Fees	0.0001887
Registrar Fees	0.0000622
Investment controller Fees	0.0001887

Fund details

Initial Investment	1,000	**Asset Type**	Equity
Subsequent Investment	1,000	**Geographic Focus**	GCC
Subscription & Redemption	Monthly	**Fund Manager**	Noor Finanical Investment Co.
Initial Charge	2.0%	**Benchmark**	S&P GCC shariah Capped Index
Management Fee	1.50% p.a.		
Custodian Fee	0.125% p.a	**Launch Date**	Aug 2007
Performance Fee	15% over 15% during financial year	**Structure**	Open-Ended
Redemption Commission	0.5% from Net Asset Value of each unit		
Shariah Advisory Board	Legitimate Audit House Co	**Number of Units**	6,869,098

Past performance is not a guide to future returns. All the information contained in this document is believed to be reliable but may be inaccurate or incomplete. A full explanation of the characteristics of the investment is given in the prospectus. Any opinions stated are honestly held but are not guaranteed. The document is meant for financial promotion and does not provide you with all the facts you need to make an informed decision about investing and hence is not intended to constitute investment advice. The information provided should not be considered as a recommendation or solicitation to purchase, sell or hold these securities. It should also not be assumed that any investment in these securities was or will be, profitable.

In case any complaint please call complaints unit on (965) 24645721 –97226711 or send an email to complaints@noorinvestment.com or visit us on our address.

Contact Information:
Tel: +965 181 80 80
Email: funds@noorinvestment.com
Web: www.noorinvestment.com