

# Noor GCC Islamic Fund



**Date** 31/05/2026

**NAV KWD** 1.216

**Net Assets KWD** 5,571,002

### Fund Objective

The Fund seeks long-term capital appreciation by investing primarily in GCC equities that comply with shariah board's guidelines.

### Returns

	Fund	Benchmark
<b>Month</b>	-1.00%	-0.61%
<b>Quarter to date</b>	2.78%	1.80%
<b>Year to date</b>	0.90%	-0.79%
<b>3 Months</b>	-1.68%	-3.34%
<b>6 Months</b>	1.32%	0.32%
<b>Since inception</b>	21.65%	3.88%

Noor GCC Islamic Fund has distributed cash dividends of 20 fils per unit for the financial year ending DEC 2021 to its unit holders, record date 28 APR 2022. The dividend distribution has been reflected on the funds YTD performance on the fact sheet of DEC 2022.

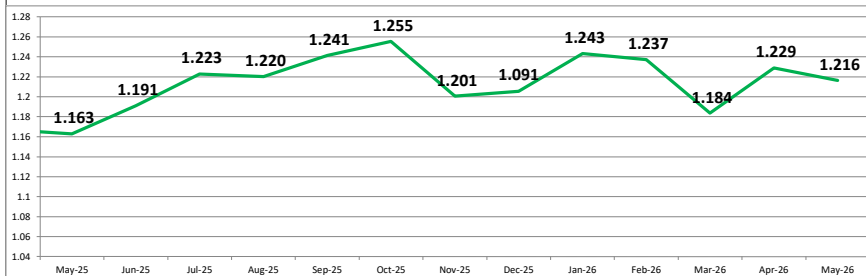
### Top 5 holdings

- 1- Kuwait Finance House
- 2- Al Rajhi Bank
- 3- Al Dar Properties
- 4- Emirates Telecom Corporation
- 5- EMAAR Properties

### Fund Fees per Unit

	KWD
(Based on number of units as of May 2026)	
Management Fees	0.0075932
Audit Fees	0.0001671
Shareia Advisory Fees	0.00006775
Custody Fees	0.00031638
Investment controller Fees	0.00031638
Registrar Fees	0.0001174

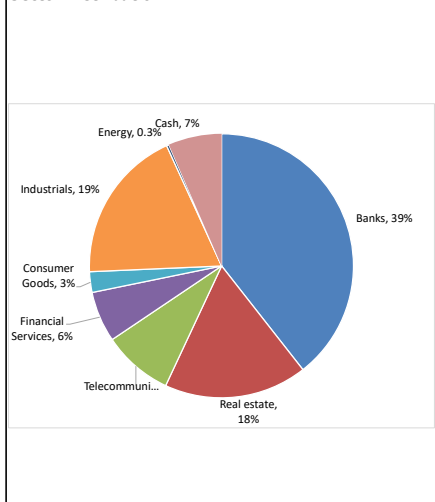
### Fund Price Performance



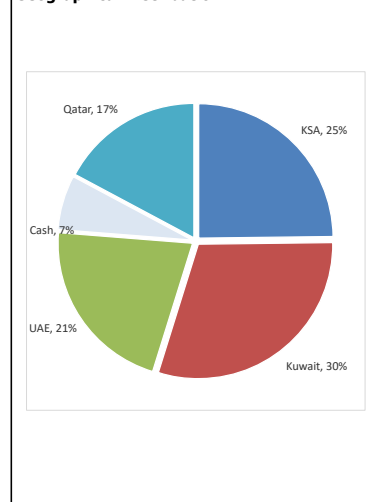
### Fund Performance

Year	Jan	Feb	Mar	April	May	Jun	Jul	Aug	Sept	Oct	Nov	Dec	Annual
2007									0.6%	8.3%	-1.4%	8.1%	16.18%
2008	-3.3%	6.3%	-4.9%	5.3%	-2.9%	0.1%	-2.2%	-4.9%	-13.5%	-19.1%	-6.1%	-3.4%	-40.97%
2009	-4.8%	-2.3%	-0.9%	-0.3%	3.5%	-2.2%	4.4%	1.3%	3.8%	-4.5%	-5.1%	-0.4%	-7.81%
2010	-2.8%	4.2%	7.1%	0.4%	-7.8%	-1.9%	3.9%	-0.4%	4.3%	1.0%	1.4%	2.7%	11.81%
2011	-2.7%	-4.9%	2.4%	3.4%	-4.4%	-1.2%	-1.8%	-4.3%	1.7%	1.4%	-0.8%	0.8%	-10.24%
2012	-0.8%	3.1%	3.3%	-1.2%	-3.8%	-0.6%	2.8%	2.7%	0.4%	-1.2%	-0.1%	2.2%	6.59%
2013	0.2%	-0.7%	-0.6%	0.2%	4.4%	-7.8%	5.0%	-2.8%	2.1%	0.5%	1.3%	0.8%	2.13%
2014	2.0%	4.2%	2.9%	6.0%	3.1%	-7.9%	6.7%	5.4%	0.3%	-4.4%	-7.7%	-5.1%	4.09%
2015	0.9%	4.4%	-3.4%	8.6%	-2.4%	-1.6%	0.2%	-10.3%	-0.6%	-0.7%	-2.2%	-2.6%	-10.32%
2016	-8.6%	4.1%	4.7%	3.3%	-2.8%	1.1%	1.4%	0.6%	-2.4%	0.5%	4.6%	3.3%	9.20%
2017	3.3%	-0.1%	-0.5%	-0.4%	-0.4%	-0.1%	1.4%	0.6%	-0.6%	-1.8%	-3.2%	2.8%	0.97%
2018	3.3%	-1.5%	2.2%	2.0%	-0.4%	1.6%	3.7%	-1.3%	-0.5%	1.6%	-1.4%	0.1%	9.57%
2019	2.5%	1.1%	2.1%	3.2%	-2.8%	1.9%	2.3%	-5.0%	-1.0%	-1.2%	0.8%	2.5%	6.06%
2020	0.2%	-5.0%	-11.9%	6.6%	1.6%	1.7%	-0.1%	4.5%	2.2%	-0.5%	4.8%	0.6%	3.21%
2021	2.5%	1.4%	5.7%	3.4%	0.7%	1.7%	0.4%	2.5%	1.1%	1.9%	-1.3%	2.7%	24.74%
2022	5.2%	3.6%	5.5%	3.8%	-6.3%	-7.6%	5.3%	0.5%	-5.9%	0.4%	-1.4%	-5.5%	-3.67%
2023	1.0%	-1.9%	0.2%	3.4%	-2.3%	1.3%	3.5%	-2.3%	-0.3%	-5.4%	4.0%	3.0%	3.88%
2024	-0.8%	3.7%	-1.3%	-0.6%	-3.0%	2.0%	3.4%	0.5%	0.4%	-0.07%	0.80%	2.7%	7.80%
2025	3.1%	1.3%	-0.9%	-0.1%	-0.4%	2.4%	2.6%	-0.2%	1.7%	1.14%	-4.36%	0.4%	6.75%
2026	3.1%	-0.5%	-4.3%	3.8%	-1.0%								0.90%

### Sector Distribution



### Geographical Distribution



### Fund details

<b>Initial Investment</b>	1,000	<b>Asset Type</b>	Equity
<b>Subsequent Investment</b>	1,000	<b>Geographic Focus</b>	GCC
<b>Subscription &amp; Redemption</b>	Monthly	<b>Fund Manager</b>	Noor Financial Investment Co.
<b>Initial Charge</b>	2.0%	<b>Benchmark</b>	S&P GCC shariah Capped Index
<b>Management Fee</b>	1.50% p.a.	<b>Launch Date</b>	Aug 2007
<b>Custodian Fee</b>	0.125% p.a.	<b>Structure</b>	Open-Ended
<b>Performance Fee</b>	15% over 15% during financial year	<b>Number of Units</b>	4,579,548
<b>Redemption Commission</b>	0.5% from Net Asset Value of each unit		
<b>Shariah Advisory Board</b>	Al-Mashoorah & Al Rayah for Sharia Consulting Co.		

Past performance is not a guide to future returns. All the information contained in this document is believed to be reliable but may be inaccurate or incomplete. A full explanation of the characteristics of the investment is given in the prospectus. Any opinions stated are honestly held but are not guaranteed. The document is meant for financial promotion and does not provide you with all the facts you need to make an informed decision about investing and hence is not intended to constitute investment advice. The information provided should not be considered as a recommendation or solicitation to purchase, sell or hold these securities. It should also not be assumed that any investment in these securities was or will be, profitable.

In case any complaint please call complaints unit on (965) 24645730 –97211246 or send an email to [complaints@noorinvestment.com](mailto:complaints@noorinvestment.com) or visit us on our address.

### Contact Information:

Tel: +965 181 80 80

Email: [funds@noorinvestment.com](mailto:funds@noorinvestment.com)

Web: [www.noorinvestment.com](http://www.noorinvestment.com)