

Noor GCC Islamic Fund



Date	31/07/2023
NAV KWD	1.061
Net Assets KWD	7,201,934

Fund Objective

The Fund seeks long-term capital appreciation by investing primarily in GCC equities that comply with shariah board's guidelines.

Returns

	Fund	Benchmark
Month	3.50%	3.90%
Quarter to date	3.50%	3.90%
Year to date	5.20%	6.99%
3 Months	2.44%	2.76%
6 Months	4.12%	3.30%
Since inception	6.10%	-0.48%

Noor GCC Islamic Fund has distributed cash dividends of 20 fils per unit for the financial year ending DEC 2021 to its unit holders , record date 28 APR 2022. The dividend distribution has been reflected on the funds YTD performance on the fact sheet of DEC 2022.

Top 5 holdings

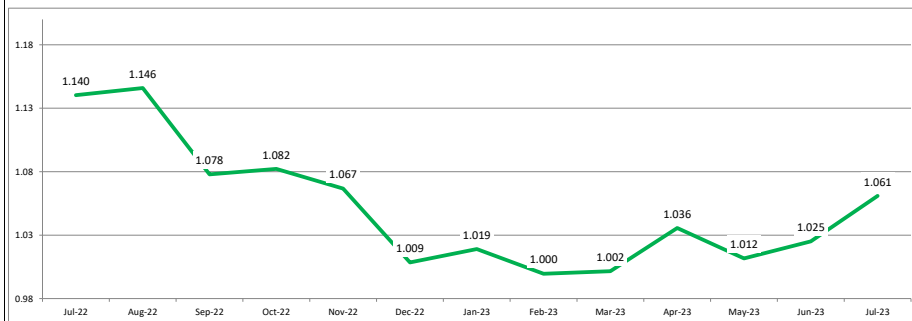
- 1- Kuwait Finance House
- 2- Al Rajhi Bank
- 3- Industries Qatar
- 4- Al Dar Properties
- 5- Etisalat

Fund Fees per Unit

(Based on number of units as of July 2023)

Management Fees	0.0089243
Audit Fees	0.0001583
Shareia Advisory Fees	0.0000642
Custody Fees	0.00037185
Investment controller Fees	0.00037185
Registrar Fees	0.00011115

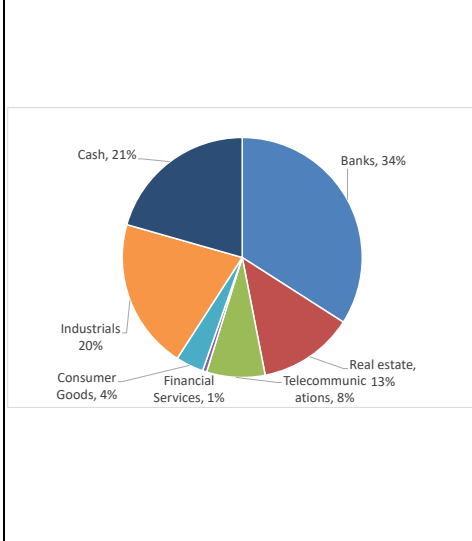
Fund Price Performance



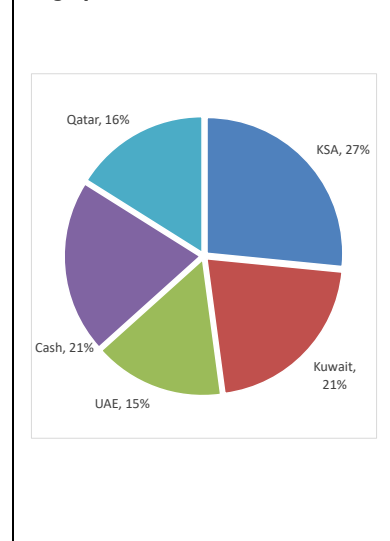
Fund Performance

Year	Jan	Feb	Mar	April	May	Jun	Jul	Aug	Sept	Oct	Nov	Dec	Annual
2007													16.2%
2008	-3%	6%	-5%	5%	-3%	0.08%	-2%	-5%	-14%	-19%	-6%	-3%	-41.0%
2009	-5%	-2%	-1%	-0.26%	3%	-2%	4%	1%	4%	-5%	-5%	-0.36%	-7.8%
2010	-3%	4%	7%	0.38%	-8%	-2%	4%	-0.43%	4%	1%	1%	3%	11.8%
2011	-3%	-5%	2%	3%	-4%	-1%	-2%	-4%	2%	1%	-1%	1%	-10.2%
2012	-1%	3%	3%	-1%	-4%	-1%	3%	3%	0.4%	-1%	-0.07%	2.23%	6.6%
2013	0.2%	-1%	-1%	0.25%	4%	-8%	5%	-3%	2%	1%	1%	1%	2.1%
2014	2%	4%	3%	6%	3%	-8%	7%	5%	0.3%	-4%	-8%	-5%	4.1%
2015	0.9%	4.4%	-3.4%	8.6%	-2.4%	-1.6%	0.2%	-10.3%	-0.6%	-0.7%	-2.2%	-2.6%	-10.3%
2016	-8.6%	4.1%	4.7%	3.3%	-2.8%	1.1%	1.4%	0.6%	-2.4%	0.5%	4.6%	3.3%	9.2%
2017	3.3%	-0.1%	-0.5%	-0.4%	-0.4%	-0.1%	1.4%	0.6%	-0.6%	-1.76%	-3.17%	2.78%	1.0%
2018	3.3%	-1.5%	2.2%	2.0%	-0.4%	1.6%	3.7%	-1.3%	-0.5%	1.6%	-1.4%	0.1%	9.6%
2019	2.5%	1.1%	2.1%	3.2%	-2.8%	1.9%	2.3%	-5.0%	-1.0%	-1.2%	0.8%	2.5%	6.1%
2020	0.2%	-5.0%	-11.9%	6.6%	1.6%	1.7%	-0.1%	4.5%	2.2%	-0.5%	4.8%	0.6%	3.2%
2021	2.5%	1.4%	5.7%	3.4%	0.7%	1.7%	0.4%	2.5%	1.1%	1.9%	-1.3%	2.7%	24.7%
2022	5.2%	3.6%	5.5%	3.8%	-6.3%	-7.6%	5.3%	0.5%	-5.9%	0.4%	-1.4%	-5.5%	-3.67%
2023	1.0%	-1.9%	0.2%	3.4%	-2.3%	1.3%	3.5%						5.20%

Sector Distribution



Geographical Distribution



Fund details

Initial Investment	1,000
Subsequent Investment	1,000
Subscription & Redemption	Monthly
Initial Charge	2.0%
Management Fee	1.50% p.a.
Custodian Fee	0.125% p.a
Performance Fee	15% over 15% during financial year
Redemption Commission	0.5% from Net Asset Value of each unit
Shariah Advisory Board	Al-Mashoorra & Al Rayah Islamic Consulting Company

Asset Type	Equity
Geographic Focus	GCC
Fund Manager	Noor Financial Investment Co.
Benchmark	S&P GCC shariah Capped Index
Launch Date	Aug 2007
Structure	Open-Ended
Number of Units	6,788,098

Past performance is not a guide to future returns. All the information contained in this document is believed to be reliable but may be inaccurate or incomplete. A full explanation of the characteristics of the investment is given in the prospectus. Any opinions stated are honestly held but are not guaranteed. The document is meant for financial promotion and does not provide you with all the facts you need to make an informed decision about investing and hence is not intended to constitute investment advice. The information provided should not be considered as a recommendation or solicitation to purchase, sell or hold these securities. It should also not be assumed that any investment in these securities was or will be, profitable.

In case any complaint please call complaints unit on (965) 24645730 –97211246 or send an email to complaints@noorinvestment.com or visit us on our address.

Contact Information:

Tel: +965 181 80 80

Email: funds@noorinvestment.com

Web: www.noorinvestment.com