

# Noor GCC Islamic Fund



**Date** 31/07/2024

**NAV KWD** 1.083

**Net Assets KWD** 7,325,068

### Fund Objective

The Fund seeks long-term capital appreciation by investing primarily in GCC equities that comply with shariah board's guidelines.

### Returns

	Fund	Benchmark
<b>Month</b>	3.42%	3.97%
<b>Quarter to date</b>	3.42%	3.97%
<b>Year to date</b>	3.33%	0.01%
<b>3 Months</b>	2.34%	0.55%
<b>6 Months</b>	4.18%	1.25%
<b>Since inception</b>	8.26%	-1.57%

Noor GCC Islamic Fund has distributed cash dividends of 20 fils per unit for the financial year ending DEC 2021 to its unit holders, record date 28 APR 2022. The dividend distribution has been reflected on the funds YTD performance on the fact sheet of DEC 2022.

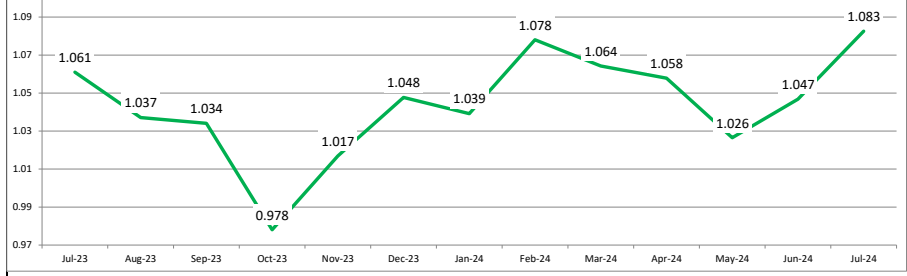
### Top 5 holdings

- 1- Al Rajhi Bank
- 2- Kuwait Finance House
- 3- Al Dar Properties
- 4- EMAAR Properties
- 5- Industries Qatar

### Fund Fees per Unit

	KWD
(Based on number of units as of July 2024)	
<b>Management Fees</b>	0.0092417
<b>Audit Fees</b>	0.0001591
<b>Shareia Advisory Fees</b>	0.0000645
<b>Custody Fees</b>	0.0003851
<b>Investment controller Fees</b>	0.0003851
<b>Registrar Fees</b>	0.0001119

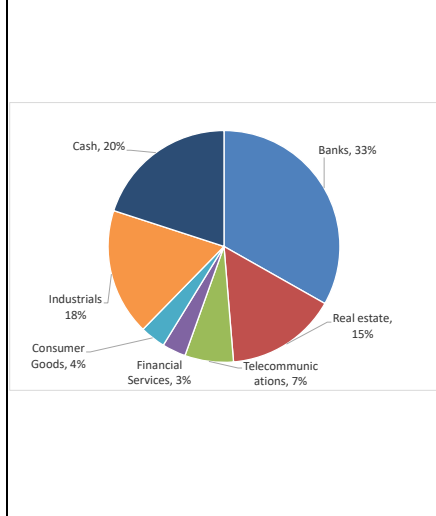
### Fund Price Performance



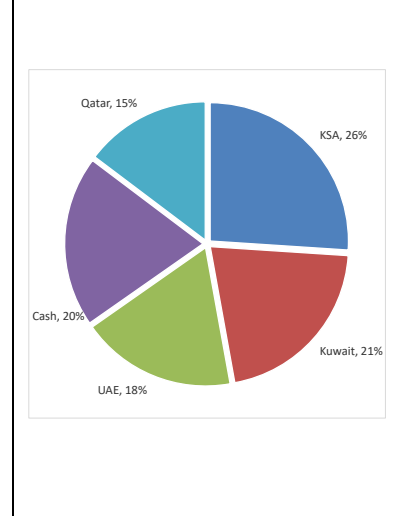
### Fund Performance

Year	Jan	Feb	Mar	April	May	Jun	Jul	Aug	Sept	Oct	Nov	Dec	Annual
2007									0.6%	8.3%	-1.4%	8.1%	16.18%
2008	-3.3%	6.3%	-4.9%	5.3%	-2.9%	0.1%	-2.2%	-4.9%	-13.5%	-19.1%	-6.1%	-3.4%	-40.97%
2009	-4.8%	-2.3%	-0.9%	-0.3%	3.5%	-2.2%	4.4%	1.3%	3.8%	-4.5%	-5.1%	-0.4%	-7.81%
2010	-2.8%	4.2%	7.1%	0.4%	-7.8%	-1.9%	3.9%	-0.4%	4.3%	1.0%	1.4%	2.7%	11.81%
2011	-2.7%	-4.9%	2.4%	3.4%	-4.4%	-1.2%	-1.8%	-4.3%	1.7%	1.4%	-0.8%	0.8%	-10.24%
2012	-0.8%	3.1%	3.3%	-1.2%	-3.8%	-0.6%	2.8%	2.7%	0.4%	-1.2%	-0.1%	2.2%	6.59%
2013	0.2%	-0.7%	-0.6%	0.2%	4.4%	-7.8%	5.0%	-2.8%	2.1%	0.5%	1.3%	0.8%	2.13%
2014	2.0%	4.2%	2.9%	6.0%	3.1%	-7.9%	6.7%	5.4%	0.3%	-4.4%	-7.7%	-5.1%	4.09%
2015	0.9%	4.4%	-3.4%	8.6%	-2.4%	-1.6%	0.2%	-10.3%	-0.6%	-0.7%	-2.2%	-2.6%	-10.32%
2016	-8.6%	4.1%	4.7%	3.3%	-2.8%	1.1%	1.4%	0.6%	-2.4%	0.5%	4.6%	3.3%	9.20%
2017	3.3%	-0.1%	-0.5%	-0.4%	-0.4%	-0.1%	1.4%	0.6%	-0.6%	-1.8%	-3.2%	2.8%	0.97%
2018	3.3%	-1.5%	2.2%	2.0%	-0.4%	1.6%	3.7%	-1.3%	-0.5%	1.6%	-1.4%	0.1%	9.57%
2019	2.5%	1.1%	2.1%	3.2%	-2.8%	1.9%	2.3%	-5.0%	-1.0%	-1.2%	0.8%	2.5%	6.06%
2020	0.2%	-5.0%	-11.9%	6.6%	1.6%	1.7%	-0.1%	4.5%	2.2%	-0.5%	4.8%	0.6%	3.21%
2021	2.5%	1.4%	5.7%	3.4%	0.7%	1.7%	0.4%	2.5%	1.1%	1.9%	-1.3%	2.7%	24.74%
2022	5.2%	3.6%	5.5%	3.8%	-6.3%	-7.6%	5.3%	0.5%	-5.9%	0.4%	-1.4%	-5.5%	-3.67%
2023	1.0%	-1.9%	0.2%	3.4%	-2.3%	1.3%	3.5%	-2.3%	-0.3%	-5.4%	4.0%	3.0%	3.88%
2024	-0.8%	3.7%	-1.3%	-0.6%	-3.0%	2.0%	3.4%						3.33%

### Sector Distribution



### Geographical Distribution



### Fund details

<b>Initial Investment</b>	1,000
<b>Subsequent Investment</b>	1,000
<b>Subscription &amp; Redemption</b>	Monthly
<b>Initial Charge</b>	2.0%
<b>Management Fee</b>	1.50% p.a.
<b>Custodian Fee</b>	0.125% p.a
<b>Performance Fee</b>	15% over 15% during financial year
<b>Redemption Commission</b>	0.5% from Net Asset Value of each unit
<b>Shariah Advisory Board</b>	Al-Mashoorra & Al Rayah Islamic Consulting Company

<b>Asset Type</b>	Equity
<b>Geographic Focus</b>	GCC
<b>Fund Manager</b>	Noor Financial Investment Co.
<b>Benchmark</b>	S&P GCC shariah Capped Index
<b>Launch Date</b>	Aug 2007
<b>Structure</b>	Open-Ended
<b>Number of Units</b>	6,766,348

Past performance is not a guide to future returns. All the information contained in this document is believed to be reliable but may be inaccurate or incomplete. A full explanation of the characteristics of the investment is given in the prospectus. Any opinions stated are honestly held but are not guaranteed. The document is meant for financial promotion and does not provide you with all the facts you need to make an informed decision about investing and hence is not intended to constitute investment advice. The information provided should not be considered as a recommendation or solicitation to purchase, sell or hold these securities. It should also not be assumed that any investment in these securities was or will be, profitable.

In case any complaint please call complaints unit on (965) 24645730 -97211246 or send an email to [complaints@noorinvestment.com](mailto:complaints@noorinvestment.com) or visit us on our address.

### Contact Information:

Tel: +965 181 80 80

Email: [funds@noorinvestment.com](mailto:funds@noorinvestment.com)

Web: [www.noorinvestment.com](http://www.noorinvestment.com)