

Noor GCC Islamic Fund



Date 31/03/2020

NAV KWD 0.692

Net Assets KWD 4,774,344

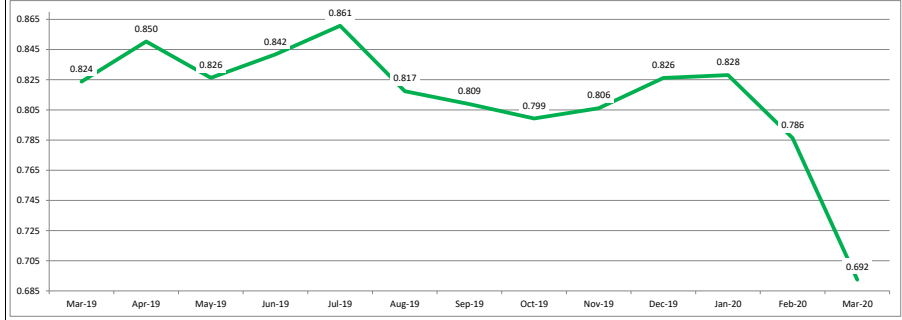
Fund Objective

The Fund seeks long-term capital appreciation by investing primarily in GCC equities that comply with shariah board's guidelines.

Returns

	Fund	Benchmark
Month	-11.94%	-17.25%
Quarter to date	-16.19%	-23.44%
Year to date	-16.19%	-23.44%
3 Months	-16.19%	-23.44%
6 Months	-14.39%	-21.41%
Since Inception	-30.76%	-48.79%

Fund Price Performance



Fund Performance

Year	Jan	Feb	Mar	April	May	Jun	Jul	Aug	Sept	Oct	Nov	Dec	Annual
2007													
2008	-3%	6%	-5%	5%	-3%	0.08%	-2%	-5%	-14%	-19%	-6%	-3%	-41%
2009	-5%	-2%	-1%	-0.26%	3%	-2%	4%	1%	4%	-5%	-5%	-0.36%	-8%
2010	-3%	4%	7%	0.38%	-8%	-2%	4%	-0.43%	4%	1%	1%	3%	12%
2011	-3%	-5%	2%	3%	-4%	-1%	-2%	-4%	2%	1%	-1%	1%	-10%
2012	-1%	3%	3%	-1%	-4%	-1%	3%	3%	0.4%	-1%	-0.07%	2.23%	7%
2013	0.2%	-1%	-1%	0.25%	4%	-8%	5%	-3%	2%	1%	1%	1%	2%
2014	2%	4%	3%	6%	3%	-8%	7%	5%	0.3%	-4%	-8%	-5%	4%
2015	0.9%	4.4%	-3.4%	8.6%	-2.4%	-1.6%	0.2%	-10.3%	-0.6%	-0.7%	-2.2%	-2.6%	-10.3%
2016	-8.6%	4.1%	4.7%	3.3%	-2.8%	1.1%	1.4%	0.6%	-2.4%	0.5%	4.6%	3.3%	9.2%
2017	3.3%	-0.1%	-0.5%	-0.4%	-0.4%	-0.1%	1.4%	0.6%	-0.6%	-1.76%	-3.17%	2.78%	1%
2018	3.3%	-1.5%	2.2%	2.0%	-0.4%	1.6%	3.7%	-1.3%	-0.5%	1.6%	-1.4%	0.1%	9%
2019	2.5%	1.1%	2.1%	3.2%	-2.8%	1.9%	2.3%	-5.0%	-1.0%	-1.2%	0.8%	2.5%	6.2%
2020	0.2%	-5.0%	-11.9%										-16.7%

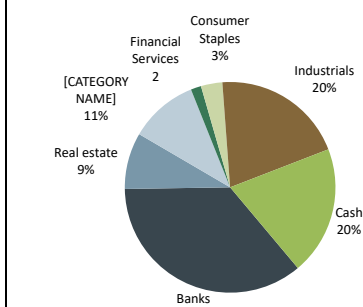
Top 5 holdings

- 1- Al Rajhi Bank
- 2- Kuwait Finance House
- 3- Etisalat
- 4- SABIC
- 5- Qatar Islamic Bank

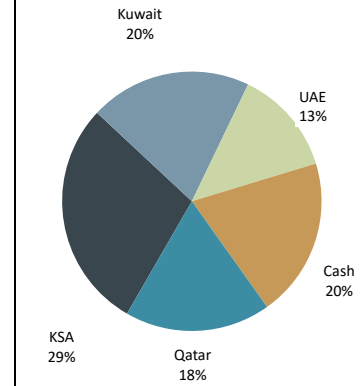
Fund Fees per Unit

	KWD
(Based on average number of units during the period Jan-Mar 2020)	
Management Fees	0.0028705
Audit Fees	0.000072
Shareia Advisory Fees	0.0000325
Custody Fees	0.0001196
Registrar Fees	0.000047
Investment controller Fees	0.0001196

Sector Distribution



Geographical Distribution



Fund details

Initial Investment	1,000
Subsequent Investment	1,000
Subscription & Redemption	Monthly
Initial Charge	2.0%
Management Fee	1.50% p.a.
Custodian Fee	0.125% p.a.
Performance Fee	15% over 15% during financial year
Redemption Commission	0.5% from Net Asset Value of each unit
Shariah Advisory Board	Legitimate Audit House Co

Asset Type	Equity
Geographic Focus	GCC
Fund Manager	Noor Financial Investment Co.
Benchmark	S&P GCC shariah Capped Index
Launch Date	Aug 2007
Structure	Open-Ended
Number of Units	6,894,998

Past performance is not a guide to future returns. All the information contained in this document is believed to be reliable but may be inaccurate or incomplete. A full explanation of the characteristics of the investment is given in the prospectus. Any opinions stated are honestly held but are not guaranteed. The document is meant for financial promotion and does not provide you with all the facts you need to make an informed decision about investing and hence is not intended to constitute investment advice. The information provided should not be considered as a recommendation or solicitation to purchase, sell or hold these securities. It should also not be assumed that any investment in these securities was or will be, profitable.

In case any complaint please call complaints unit on (965) 24645721 -97226711 or send an email to complaints@noorinvestment.com or visit us on our address.

Contact Information:

Tel: +965 181 80 80

Email: funds@noorinvestment.com

Web: www.noorinvestment.com