

Noor GCC Islamic Fund



Date 31/03/2019

NAV KWD 0.824

Net Assets KWD 5,697,647

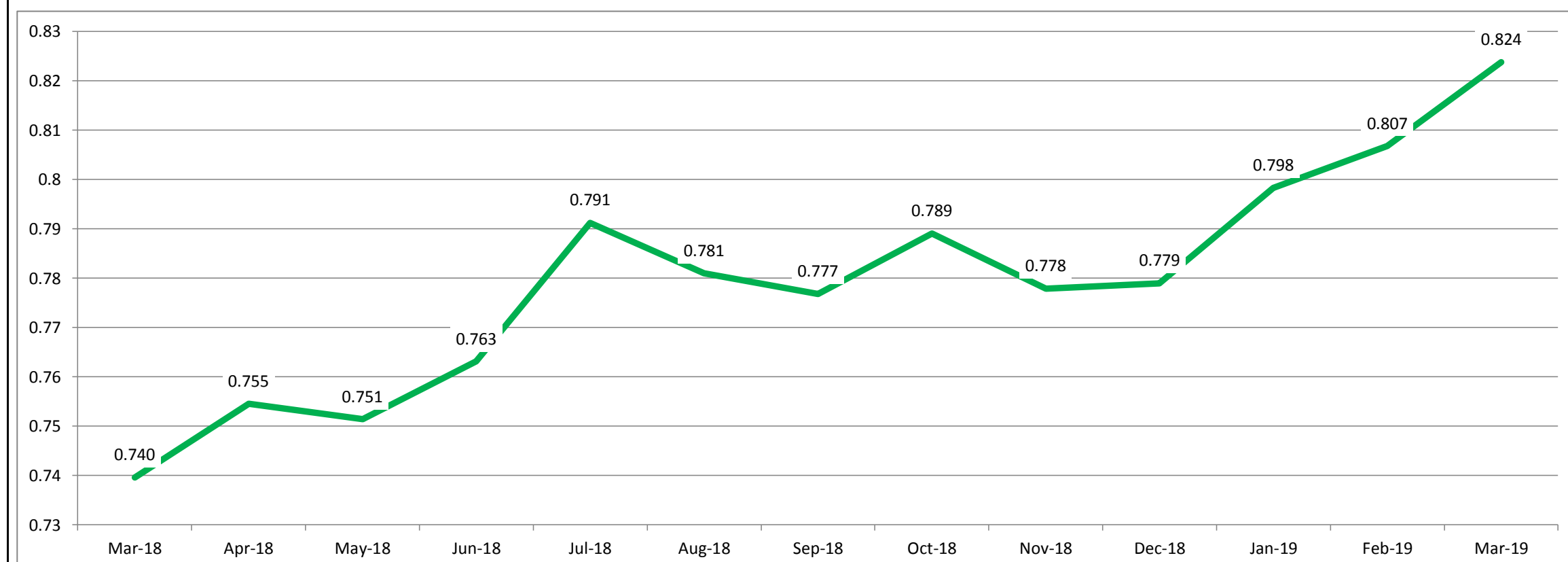
Fund Objective

The Fund seeks long-term capital appreciation by investing primarily in GCC equities that comply with shariah board's guidelines.

Returns

	Fund	Benchmark
Month	2.101%	2.096%
Quarter to date	5.74%	5.12%
Year to date	5.74%	5.12%
3 Months	5.74%	5.12%
6 Months	6.04%	4.40%
Since Inception	-17.6%	-32.2%

Fund Price Performance



Fund Performance

Year	Jan	Feb	Mar	April	May	Jun	Jul	Aug	Sept	Oct	Nov	Dec	Annual
2007									1%	8%	-1%	8%	16%
2008	-3%	6%	-5%	5%	-3%	0.08%	-2%	-5%	-14%	-19%	-6%	-3%	-41%
2009	-5%	-2%	-1%	-0.26%	3%	-2%	4%	1%	4%	-5%	-5%	-0.36%	-8%
2010	-3%	4%	7%	0.38%	-8%	-2%	4%	-0.43%	4%	1%	1%	3%	12%
2011	-3%	-5%	2%	3%	-4%	-1%	-2%	-4%	2%	1%	-1%	1%	-10%
2012	-1%	3%	3%	-1%	-4%	-1%	3%	3%	0.4%	-1%	-0.07%	2.23%	7%
2013	0.2%	-1%	-1%	0.25%	4%	-8%	5%	-3%	2%	1%	1%	1%	2%
2014	2%	4%	3%	6%	3%	-8%	7%	5%	0.3%	-4%	-8%	-5%	4%
2015	0.9%	4.4%	-3.4%	8.6%	-2.4%	-1.6%	0.2%	-10.3%	-0.6%	-0.7%	-2.2%	-2.6%	-10.3%
2016	-8.6%	4.1%	4.7%	3.3%	-2.8%	1.1%	1.4%	0.6%	-2.4%	0.5%	4.6%	3.3%	9.2%
2017	3.3%	-0.1%	-0.5%	-0.4%	-0.4%	-0.1%	1.4%	0.6%	-0.6%	-1.76%	-3.17%	2.78%	1%
2018	3.3%	-1.5%	2.2%	2.0%	-0.4%	1.6%	3.7%	-1.3%	-0.5%	1.6%	-1.4%	0.1%	9%
2019	2.5%	1.1%	2.1%										5.6%

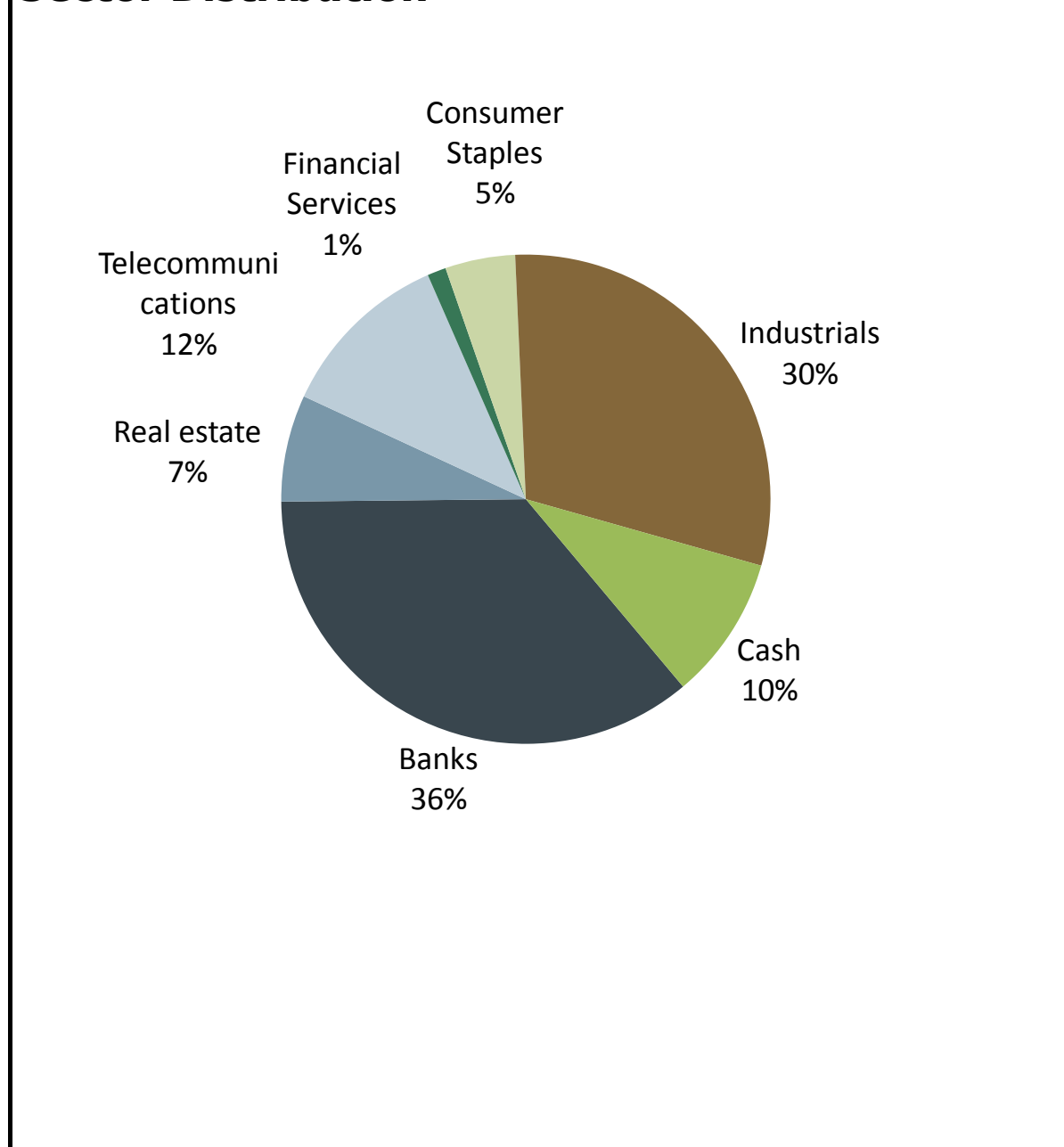
Top 5 holdings

- 1- Al Rajhi Bank
- 2- Kuwait Finance House
- 3- Etisalat
- 4- Industries Qatar
- 5- SABIC

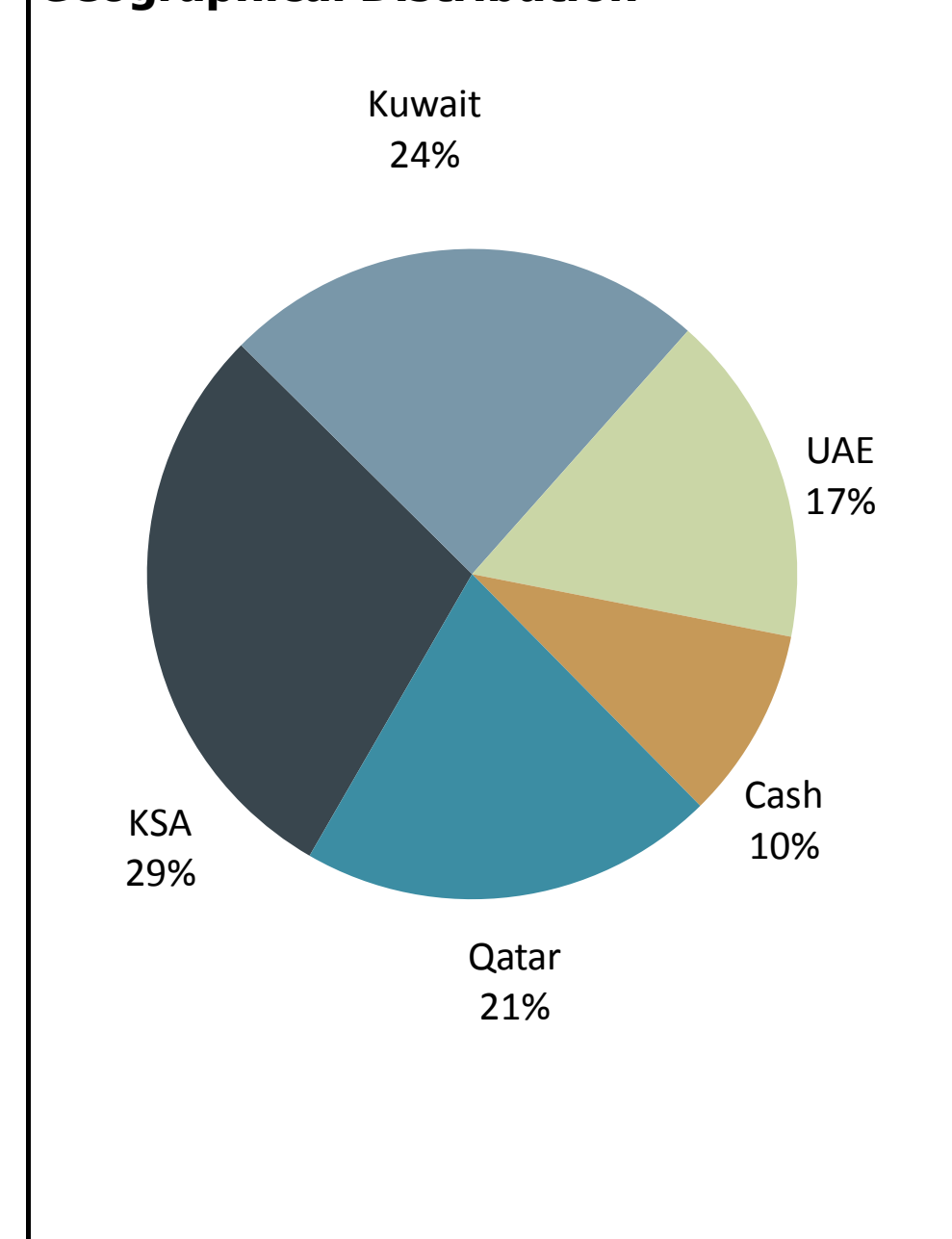
Fund Fees per Unit

	KWD
(Based on average number of units during the period Jan-Mar 2019)	
Management Fees	0.002999
Audit Fees	0.0000713
Shareia Advisory Fees	0.0000321
Custody Fees	0.000125
Registrar Fees	0.00004634
Investment controller Fees	0.000125

Sector Distribution



Geographical Distribution



Fund details

Initial Investment	1,000	Asset Type	Equity
Subsequent Investment	1,000	Geographic Focus	GCC
Subscription & Redemption	Monthly	Fund Manager	Noor Financial Investment Co.
Initial Charge	2.0%	Benchmark	S&P GCC shariah Capped Index
Management Fee	1.50% p.a.	Launch Date	Aug 2007
Custodian Fee	0.125% p.a.	Structure	Open-Ended
Performance Fee	15% over 15% during financial year	Number of Units	6,916,898
Redemption Commission	0.5% from Net Asset Value of each unit		
Shariah Advisory Board	Legitimate Audit House Co		

Past performance is not a guide to future returns. All the information contained in this document is believed to be reliable but may be inaccurate or incomplete. A full explanation of the characteristics of the investment is given in the prospectus. Any opinions stated are honestly held but are not guaranteed. The document is meant for financial promotion and does not provide you with all the facts you need to make an informed decision about investing and hence is not intended to constitute investment advice. The information provided should not be considered as a recommendation or solicitation to purchase, sell or hold these securities. It should also not be assumed that any investment in these securities was or will be, profitable.

In case any complaint please call complaints unit on (965) 24645721 –97226711 or send an email to complaints@noorinvestment.com or visit us on our address.

Contact Information:

Tel: +965 181 80 80

Email: funds@noorinvestment.com

Web: www.noorinvestment.com